TOOL CHEST

10 DRAWER EXTRA WIDE

K7540

Operation Manual

⚠ IMPORTANT:

THIS OPERATING MANUAL CONTAINS IMPORTANT SAFETY INFORMATION. READ CAREFULLY AND UNDERSTAND ALL INFORMATION BEFORE OPERATING TOOL CHEST.
SAVE THIS MANUAL FOR FUTURE USE

Caution: Take Safety Precautions When Using Your Toolbox

Do not open more than one drawer at a time. | Do not step on drawers. | Do not let children near the Toolbox. | Do not separate Chest from Trolley. | Do not exceed Drawer Load Limit | Not suitable for mounting in Vehicles | Lock drawers and lid before moving the Toolbox.

Parts List

Keys x 2

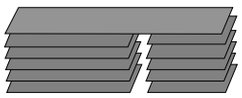

11 x EVA Liners

TOOL CHEST SPECIFICATIONS

	Width	Depth	Height
Overall	1059mm	475mm	484mm
Top Area	890mm	460mm	118mm
Large Drawers (Shallow)	546mm	397mm	41mm
Large Drawer (Deep)	546mm	397mm	96mm
Short Drawers (Shallow)	258mm	397mm	41mm
Short Drawer (Deep)	258mm	397mm	96mm
Weight	64Kg		

MAINTENANCE

- Periodically tighten all hardware
- Lubricate the slides twice a year
- Lubricate the lock with graphite annually
- Use a damp Microfibre cloth to clean all surfaces

Assembly Instructions

1 Removing the Drawers

- Fully extend the empty drawer.
- Push up the right grey release lever while pushing down the left grey release lever.
- Pull the drawer outward until it is released from the drawer slide.

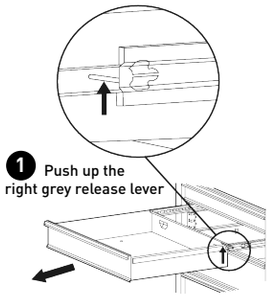

2 Re-Inserting The Drawers

- Extend the drawer slides.
- Insert the brackets on each side of the drawer into the slots on the slides, being careful that they are properly positioned.
- Once properly inserted, completely close the drawer to set the slides in their proper positions.

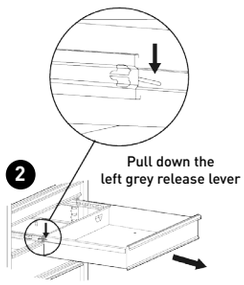

TOOLS & ASSISTANCE NEEDED

2 People Lift

K7540 Manual.indd 1 9/05/2018 12:51 PM

TOOL CHEST

10 DRAWER EXTRA WIDE

K7540

Replacement Parts

REPLACEMENT PARTS

ITEM	PART NO.	DESCRIPTION	QUANTITY
1	K7777	Lock & Key	1
2	K7779	Key Only (Specify Key Number)	1
3	K7758-3	Gas Strut	2
4	K7758-4	Top Mould Edge (1)	2
5	K7540-1	Side Carry Handle (1)	2
6	K7748-15	Ball Bearing Slide Set Pair (2)	10

ITEM	PART NO.	DESCRIPTION	QUANTITY
7	K7540-8	Eva Mat Pack (11)	11
8	K7758-15	Rubber Feet (4)	4

KINCROME TOOLS + EQUIPMENT™

National Head Office
National Distribution and Showroom
3 Lakeview Dve, Caribbean Business Park
Scoresby Victoria 3179 Australia
ABN 41 007 185 006

Administration
T +61 3 9730 7100 F + 61 3 9730 7199
E enquiries@kincrome.com.au
W kincrome.com.au

Customer Service Centre
T 1300 657 528 F 1300 556 005

Made to Kincrome Tools & Equipment Pty Ltd Global specifications and quality standards in China
Kincrome UK Ltd PO Box 646 EASTLEIGH SO50 0NA

Australia & Global	UK & EU
www.kincrome.com.au	www.kincrome.co.uk
enquiries@kincrome.com.au	enquiries@kincrome.co.uk