TOOL CHEST
8 DRAWER K7788

Operation Manual

Caution: Take Safety Precautions When Using Your Toolbox

⚠ IMPORTANT:

THIS OPERATING MANUAL CONTAINS IMPORTANT SAFETY INFORMATION. READ CAREFULLY AND UNDERSTAND ALL INFORMATION BEFORE OPERATING STORAGE CABINET.
SAVE THIS MANUAL FOR FUTURE USE

Do not open more than one drawer at a time.

Do not step on drawers.

Do not let children near the Toolbox.

Do not separate Chest from Trolley.

Do not exceed Drawer Load Limit

Not suitable for mounting in Vehicles

Lock drawers and lid before moving the Toolbox.

Parts List

Keys x 2

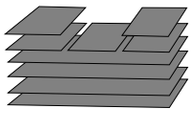
9 x EVA Liners

TOOL CHEST SPECIFICATIONS

	Width	Depth	Height
Overall	660mm	315mm	425mm
Top Section	315mm	425mm	55mm
Small Drawers			
Shallow	170mm	270mm	40mm
Deep	170mm	270mm	90mm
Large Drawers			
Shallow	565mm	270mm	40mm
Deep	565mm	270mm	60mm
Total Weight	28kg		

LPD (Lockable privacy drawer)

With the Tool Chest in the open position turn the key clockwise to separately lock the privacy drawer.

MAINTENANCE

- Periodically tighten all hardware
- Lubricate the slides twice a year
- Lubricate the lock with graphite annually
- Use a damp Microfibre cloth to clean all surfaces

Assembly Instructions

1 Removing the Drawers

- Fully extend the empty drawer.
- Push up the right grey release lever while pushing down the left grey release lever.
- Pull the drawer outward until it is released from the drawer slide.

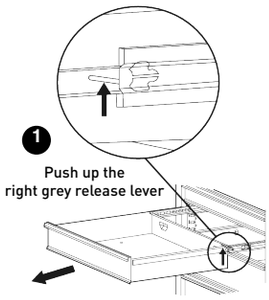

2 Re-Inserting The Drawers

- Extend the drawer slides.
- Insert the brackets on each side of the drawer into the slots on the slides, being careful that they are properly positioned.
- Once properly inserted, completely close the drawer to set the slides in their proper positions.

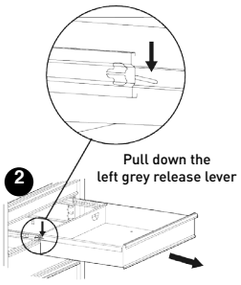

TOOLS & ASSISTANCE NEEDED

2 People Lift

K7788 manual.indd 1 2/05/2018 10:28 AM

TOOL CHEST
8 DRAWER K7788

Replacement Parts

ITEM	PART NO.	DESCRIPTION	QUANTITY
1	K7888	Key Only (Specify Key Number) x 1	1
2	K7788-1	Lock & Key	1
3	K7788-3	Gas Struts (1 x Piece)	2
4	K7788-4	Ball Bearing Slide (Pair)	8
5	K7788-5	Drawer Grip (Small)	5
6	K7788-6	Drawer Grip (Large)	3

ITEM	PART NO.	DESCRIPTION	QUANTITY
7	K7788-7	Side Carry Handle x 1	2
8	K7788-8	EVA Mat Pack 9 Piece	1
9	K7788-9	Small Drawer (Shallow)	4
10	K7788-10	Small Drawer (Deep)	1
11	K7788-11	Large Drawer (Shallow)	2
12	K7788-12	Large Drawer (Deep)	1

KINCROME
TOOLS + EQUIPMENT™

National Head Office
National Distribution and Showroom
3 Lakeview Dve, Caribbean Business Park
Scoresby Victoria 3179 Australia
ABN 41 007 185 006

Administration
T +61 3 9730 7100 F + 61 3 9730 7199

E enquiries@kincrome.com.au
W kincrome.com.au

Customer Service Centre
T 1300 657 528 F 1300 556 005

Made to Kincrome Tools & Equipment Pty Ltd Global specifications and quality standards in China

Kincrome UK Ltd PO Box 646 EASTLEIGH SO50 0NA

Australia & Global	UK & EU
www.kincrome.com.au	www.kincrome.co.uk
enquiries@kincrome.com.au	enquiries@kincrome.co.uk

K7788 manual.indd 2 2/05/2018 10:28 AM